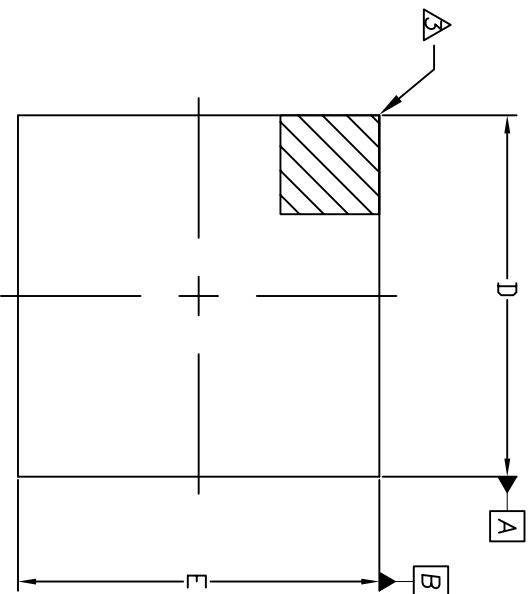
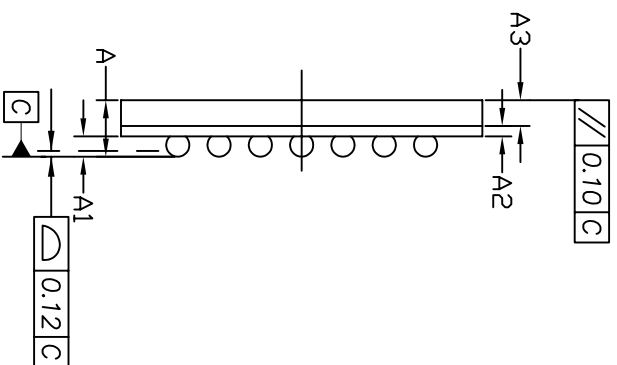


REV	DESCRIPTION	DATE	BY
A	NEW DRAWING	-	GREG P.
B	Updated 'b' to 0.45	04/05/05	Timothy L.
C	Updated Company Logo	-	Timothy L.
D	Reduced Mold & Sub. Thk.	-	Timothy L.

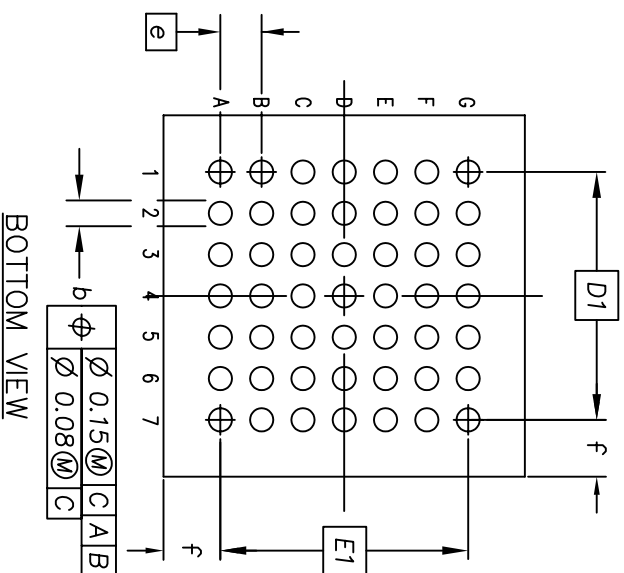


TOP VIEW



SIDE VIEW

SYMBOL	MILLIMETER			INCH		
	MIN	NOM	MAX	MIN	NOM	MAX
A	0.93	1.05	1.17	.037	.041	.046
A1	0.30	0.35	0.40	.012	.014	.016
A2	0.16	0.20	0.24	.006	.008	.009
A3	0.47	0.50	0.53	.019	.020	.021
b	0.40	0.45	0.50	.016	.018	.020
D	6.90	7.00	7.10	.272	.276	.280
D1		4.80 BSC			.189 BSC	
E	6.90	7.00	7.10	.272	.276	.280
E1		4.80 BSC			.189 BSC	
e		0.80 BSC			.031 BSC	
f	1.00	1.10	1.20	.039	.043	.047



BOTTOM VIEW

- NOTES :
1. DIMENSIONING & TOLERANCING PER ASME Y14.5M - 1994.
 2. CONTROLLING DIMENSIONS ARE IN MM.
 3. DETAILS OF A1 CORNER ARE OPTIONAL, AND MAY CONSIST OF INK DOT, LASER MARK OR METALIZED MARKING, BUT MUST BE LOCATED WITHIN THE ZONE INDICATED.
 4. SOLDER BALLS ARE NORMALLY A TIN LEAD SOLDER OR LEAD FREE SOLDER.
 5. REFER TO JEDEC OUTLINE MO-205 FOR DATUMS. FEATURES AND DIMENSIONS NOT SHOWN.
 6. PRIMARY DATUM C AND SEATING PLANE ARE DEFINED BY THE SPHERICAL CROWNS OF THE SOLDER BALLS.

PROJECTION		UNIT
		MM
APPROVAL	DATE	
TIMOTHY L.	03/11/13	
CHECKED		
VIVIAN B.		
APPROVED		
VIVIAN B.		
RELEASED		
DCC		
<p>TITLE</p> <p>49 BALLS 7x7mm FBGA PACKAGE OUTLINE</p> <p>PITCH - 0.80mm (0.5mm Mold, 0.20mm Sub Thk., 0.45mm ball)</p>		
DRAWING NO.		REV.
R0049PO-05		D
SCALE	DO NOT SCALE	SHEET 1 OF 1

Jalan S. Parman Kav. 201

 Batamindo Industrial Park, Muka Kuning

 Batam Island 29433, Indonesia

 Telp:(62)-770-611888 Fax:(62)-770-611555